

chemistry, where (1-electron donor) phenyl rings bridge between coppers. Finally, the results reported here call attention to the possibility that some of the numerous phosphino gold clusters,¹⁶⁻¹⁷ many of which are synthesized by using BH_4^- , contain undiscovered hydride ligands.

Acknowledgment. This work was supported by the National Science Foundation (Grant CHE-83-05281) and by award of a Lubrizol Fellowship to T.H.L. We thank Scott Horn for skilled technical assistance.

Supplementary Material Available: Atomic positional and thermal parameters for the two copper hydrides (4 pages). Ordering information is given on any current masthead page.

(15) Khan, S. I.; Edwards, P. G.; Yuan, H. S. H.; Bau, R. *J. Am. Chem. Soc.* **1985**, *107*, 1682.

(16) Steggerda, J. J.; Bour, J. J.; van der Velden, J. W. A. *Recl. Trav. Chim. Pays-Bas* **1982**, *101*, 164.

(17) Hall, K. P.; Mingos, D. M. P. *Prog. Inorg. Chem.* **1984**, *32*, 237.

Formation of Stable Tungsten Alkene Carbyne Complexes by Carbonyl Substitution Reactions

Andreas Mayr,* Alison M. Dorries, and Gregory A. McDermott

Department of Chemistry, Princeton University
Princeton, New Jersey 08544

Steven J. Geib and Arnold L. Rheingold*

Department of Chemistry, University of Delaware
Newark, Delaware 19716

Received July 2, 1985

Reactions of alkenes and alkynes with metal complexes containing unsaturated metal-carbon bonds have been the subject of continued interest because of their involvement in olefin¹ and acetylene² metathesis, as well as polymerization³ reactions. *trans*-Halotetracarbonyltungsten carbyne complexes have been shown to induce polymerization of both certain alkenes⁴ and alkynes.⁵ We have recently⁶ developed simple synthetic routes to substituted carbyne complexes $\text{X}(\text{CO})_2(\text{L})_2\text{M}\equiv\text{CR}$ (X = halide; L = nitrogen donor ligand; M = Cr, Mo, W) and have begun to investigate reactions of tungsten systems with unsaturated organic molecules. Here we wish to report ligand substitution reactions that provide easy access to a new class of tungsten carbyne complexes containing alkene ligands.⁷

Reaction of the bis(pyridine)-substituted carbyne complexes $\text{Cl}(\text{CO})_2(\text{py})_2\text{W}\equiv\text{CR}$, **1** and **2** (1, R = C_6H_5 ; 2, R = CH_3), with excess (10 equiv) tetraethylammonium chloride in dichloromethane affords the anionic carbyne complexes $\text{NEt}_4[\text{Cl}_2(\text{py})(\text{CO})_2\text{W}\equiv$

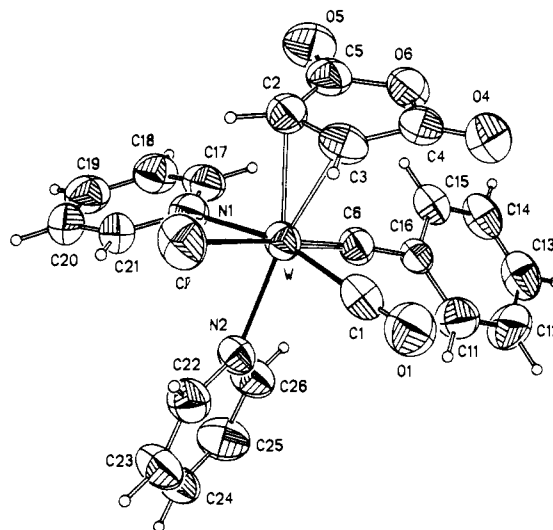
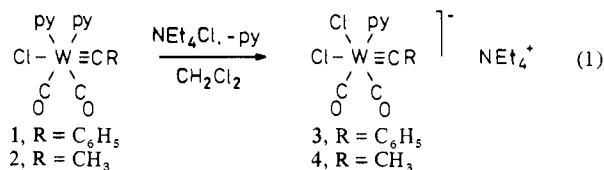
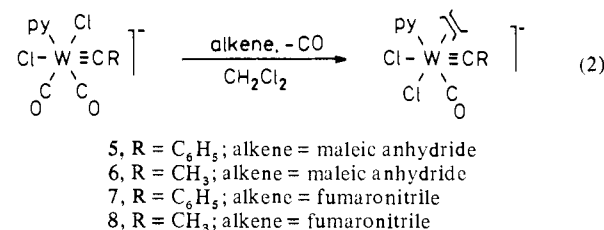


Figure 1. Molecular structure of $\text{Cl}(\text{CO})(\text{maleic anhydride})(\text{py})_2\text{W}\equiv\text{CPh}$ (**9**). 50% thermal ellipsoids. W-C(6), 1.801 (6); W-N(1), 2.233 (5); W-N(2), 2.253 (4); W-Cl, 2.538 (1); W-C(1); 2.033 (6); W-C(2), 2.215 (6); W-C(3), 2.272 (6); C(2)-C(3), 1.408 (8) Å. Cl-W-C(6), 171.2 (2)°; N(1)-W-C(1), 165.4 (2)°; [M = midpoint of C(2)-C(3)] M-W-N(2), 170.8 (2)°; M-W-C(6), 96.4 (2)°; M-W-C(1), 91.4 (2)°; M-W-N(1), 102.1 (2)°; M-W-Cl, 83.2 (1)°.

$\text{CR}]$, **3** and **4** (3, R = C_6H_5 ; 4, R = CH_3) (eq 1).⁸ These products are only stable in the presence of excess chloride.⁹



Complexes **3** and **4** react with maleic anhydride or fumaronitrile to give the stable anionic carbyne complexes $\text{NEt}_4[\text{Cl}_2(\text{py})(\text{CO})(\text{alkene})\text{W}\equiv\text{CR}]$, **5-8** (eq 2), which are isolated as non-



crystalline solids in 40-80% yield by extraction of the reaction residue with tetrahydrofuran (THF) and addition of ether to the reduced extracts.^{10,11} Only the isomers containing the two chloride

(1) (a) Grubbs, R. H. In "Comprehensive Organometallic Chemistry", Wilkinson, G., Stone, F. G. A., Abel, E. W., Eds.; Pergamon Press: Oxford, 1982; Vol. 8, pp 499-551.

(2) (a) Churchill, M. R.; Ziller, J. W.; Freudenberger, J. H.; Schrock, R. R. *Organometallics* **1984**, *3*, 1554-1562. (b) Freudenberger, J. H.; Schrock, R. R.; Churchill, M. R.; Rheingold, A. L.; Ziller, J. W. *Organometallics* **1984**, *3*, 1563-1573.

(3) (a) Turner, H. W.; Schrock, R. R. *J. Am. Chem. Soc.* **1982**, *104*, 2331-2333. (b) Ivin, K. J.; Rooney, J. J.; Stewart, C. D.; Green, M. L. H.; Mahtab, R. *J. Chem. Soc., Chem. Commun.* **1978**, 604-606.

(4) Fischer, E. O.; Wagner, W. R. *J. Organomet. Chem.* **1976**, *116*, C21-C22.

(5) Katz, T. J.; Ho, T. H.; Shih, N.-Y.; Ying, Y.-C.; Stuart, Van I. W. *J. Am. Chem. Soc.* **1984**, *106*, 2659-2668.

(6) (a) Mayr, A.; Schaefer, K. C.; Huang, E. Y. *J. Am. Chem. Soc.* **1984**, *106*, 1517-1518. (b) Mayr, A.; McDermott, G. A.; Dorries, A. M. *Organometallics* **1985**, *4*, 608-610.

(7) The only previous example of this type of complex is $(\text{CF}_3\text{SO}_2)_3(\text{PMe}_2)_3(\text{C}_2\text{H}_4)\text{W}(\text{CH})$; Holmes, S. J.; Schrock, R. R.; Churchill, M. R.; Wasserman, H. J. *Organometallics* **1984**, *3*, 476-484.

(8) **3**: IR (cm^{-1} , CH_2Cl_2) ν_{CO} 1965 (s), 1867 (s); ^{13}C NMR (ppm, CDCl_3) 267.2 (CPh), 224.2 (CO), 221.8 (CO). **4**: IR (cm^{-1} , CH_2Cl_2) ν_{CO} 1961 (s), 1857 (s); ^{13}C NMR (ppm, CD_2Cl_2) 277.6 (CCH_3), 222.8 (CO), 219.9 (CO).

(9) Labile anionic dihalotetracarbonyltungsten carbyne complexes have previously been observed. Fischer, H.; Seitz, F. *J. Organomet. Chem.* **1984**, *268*, 247-258.

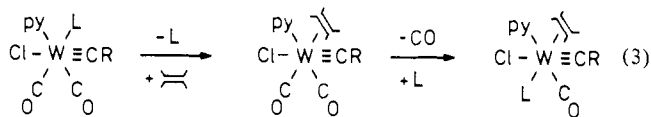
(10) **5**: IR (cm^{-1} , CH_2Cl_2) ν_{CO} 2041 (m), $\nu_{\text{C=O}}$ 1796 (m), 1728 (s); ^1H NMR (ppm, CDCl_3) 4.13 (d), 2.93 (d) ($J = 5.0$ Hz) ($\text{CH}=\text{CH}$); ^{13}C NMR (ppm, CDCl_3) 273.5 (CPh), 206.8 (CO), 175.3, 174.6 (C=O), 51.5 (d, $J_{\text{CH}} = 177$ Hz), 50.2 (d, $J_{\text{CH}} = 175$ Hz) (C=C). **6**: IR (cm^{-1} , CH_2Cl_2) ν_{CO} 2037 (s), $\nu_{\text{C=O}}$ 1793 (s), 1727 (s); ^1H NMR (ppm, CDCl_3) 3.99 (d), 2.79 (d) ($J = 4.9$ Hz) ($\text{CH}=\text{CH}$); ^{13}C NMR (ppm, CDCl_3) 285.6 (CMe), 207.2 (CO), 175.2, 174.7 (C=O), 49.8 (d, $J_{\text{CH}} = 177$ Hz), 47.9 (d, $J_{\text{CH}} = 176$ Hz) (C=C). **7**: Two diastereomers; IR (cm^{-1} , CH_2Cl_2) ν_{CN} 2210 (m), ν_{CO} 2046 (s); ^1H NMR (ppm, CDCl_3) 3.07 (d), 3.00 (d) ($J = 8.8$ Hz), 3.06 (d), 2.08 (d) ($J = 9.0$ Hz) ($\text{CH}=\text{CH}$); ^{13}C NMR (ppm, CDCl_3) 271.6, 270.4 (CPh), 208.8, 207.1 (CO), 30.9 (d, $J_{\text{CH}} = 164$ Hz), 30.6 (d, $J_{\text{CH}} = 184$ Hz), 28.8 (d, $J_{\text{CH}} = 166$ Hz), 27.9 (d, $J_{\text{CH}} = 185$ Hz). **8**: Two diastereomers; IR (cm^{-1} , CH_2Cl_2) ν_{CN} 2208 (m), ν_{CO} 2037 (s). ^1H NMR (ppm, CDCl_3) 2.92 (d), 2.82 (d) ($J = 8.3$ Hz), 2.80 (d), 1.97 (d) ($J = 8.5$ Hz) ($\text{CH}=\text{CH}$); ^{13}C NMR (ppm, CDCl_3) 285.1, 281.2 (CMe), 210.0, 207.7 (CO), 33.3, 29.9, 28.0, 26.6 (C=C).

ligands trans to the carbyne and the alkene, respectively, and the pyridine ligand trans to carbon monoxide are obtained.^{12,13}

The neutral complex $\text{Cl}(\text{CO})_2(\text{py})_2\text{W}\equiv\text{CPh}$ (**1**) reacts with maleic anhydride and fumaronitrile in THF to afford the neutral complexes $\text{Cl}(\text{py})_2(\text{CO})(\text{alkene})\text{W}\equiv\text{CPh}$, **9** and **10** (alkene = maleic anhydride; **10**, alkene = fumaronitrile), in 70–90% yield.¹⁴ Complex **1** is significantly less reactive than its anionic counterpart **3**. A large excess (10 equiv) of the alkenes and slightly elevated temperatures (40–50 °C) are required for this reaction to proceed at convenient rates.

The molecular structure of the maleic anhydride complex **9** is shown in Figure 1.¹⁵ It is that expected¹⁶ for a chloro tungsten carbyne complex containing two donor ligands (py) and two acceptor ligands (maleic anhydride and carbon monoxide) with the chloride trans to the carbyne and the pyridine ligands trans to maleic anhydride and CO. The alkene double bond is perpendicular relative to the tungsten–carbyne bond¹⁷ thus maximizing π -bonding to the metal of both the alkene and the carbyne ligand. The anhydride group of maleic anhydride is oriented toward the carbyne ligand.

The most surprising feature in the reactions leading to the tungsten alkene carbyne complexes is the facile loss of carbon monoxide—normally, substitution of a carbonyl ligand in bis-substituted tungsten carbyne complexes $\text{X}(\text{CO})_2(\text{L})_2\text{W}\equiv\text{CR}$ is difficult.¹⁸ Therefore, we postulate an indirect mechanism for the substitution of carbon monoxide (eq 3). In the first step one



of the donor ligands ($\text{L} = \text{Cl}^-$, py) is substituted by the alkene ligand affording a neutral intermediate with the alkene ligand trans to one of the two carbon monoxide ligands. Subsequently, the CO trans to the strongly π -bonding alkene is labilized and substituted by the ligand L ($\text{L} = \text{Cl}^-$, py) giving rise to the observed products. Faster reaction of the anionic complexes **3** and **4** over the neutral complex **1** indicates that the first step is rate-determining. Lack of reaction of unactivated alkenes may be associated with the second step. Labilization of CO apparently is only achieved by electron-poor olefins such as maleic anhydride or fumaronitrile.

Acknowledgment. This work was supported by the donors of the Petroleum Research Fund, administered by the American

Chemical Society, and by the National Science Foundation (CHE-8411023).

Supplementary Material Available: Crystallographic data for **9**: atomic coordinates (Table 1S), bond distances (Table 2S), bond angles (Table 3S), anisotropic temperature factors (Table 4S), hydrogen atom coordinates (Table 5S), and observed vs. calculated structure factors (Table 6S) (23 page). Ordering information is given on any current masthead page.

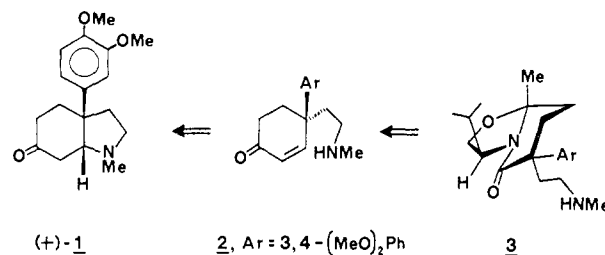
Efficient Asymmetric Synthesis of (+)-Mesembrine and Related Chiral 4,4-Disubstituted Cyclohexanones

A. I. Meyers,* Reinhard Hanreich, and Klaus Th. Wanner

Department of Chemistry, Colorado State University
Fort Collins, Colorado 80523

Received July 11, 1985

In spite of the numerous racemic total syntheses¹ of the *Sceletium* alkaloid mesembrine **1**, there is yet to be described in the literature a true asymmetric approach to this substance. In 1973 Yamada and Otani² reported a synthesis enriched in the (+) enantiomer of **1** in 25–30% ee via an optically active proline derivative and more recently Takano³ reported an enantioselective synthesis of naturally occurring (–)-mesembrine. However, the latter work, originating from D-mannitol, was of an indirect nature wherein none of the stereocenters of mannitol were carried through to the final product. Instead a chiral intermediate was prepared, which was brought forward to the target via well-known procedures. Our recent interest^{4,5} in asymmetric synthesis of compounds containing quaternary carbon centers with specific stereochemistry has led us to consider mesembrine as a viable target via 4,4-disubstituted cyclohexanones **2**, which could be derived from the



chiral, nonracemic, bicyclic lactam **3**. Previously we described the synthetic value of the [3.3.0]-bicyclic lactams **4** and **5** as precursors to 2,2-disubstituted keto acids **7**⁴ and 4,4-disubstituted cyclopentenones **8**⁵ by sequential alkylation to the bicyclic lactams **6** in very high enantiomeric purity (Scheme I).

We now report that it is feasible to prepare [4.3.0]-bicyclic lactams and sequentially alkylate them to the key intermediate **3** which led to an efficient synthesis of (+)-mesembrine in 23% overall yield and in >98% enantiomeric excess.

The requisite keto acid (\pm)-**9** was prepared from the dilithio salt of (3,4-dimethoxyphenyl)acetic acid and 2-methyl-2-(2-iodoethyl)-1,3-dioxolane⁶ (2 equiv of BuLi, 0–30 °C, THF) and acidified (EtOH, pyridinium-TsOH, 60 °C) to cleave the ketal furnishing **9** in 85% yield (mp 72–74 °C). Treatment of (\pm)-**9**

(11) Elemental analyses have been obtained for the new tungsten complexes **5**–**10**.

(12) The cis arrangement of the alkene and pyridine ligands in **5**–**8** is confirmed by NOE difference spectroscopy. Irradiation of an NMR sample of **5** at the resonance frequency of the pyridine α -protons at 9.43 ppm leads to an increase in intensity of the alkene proton signal at 2.93 ppm.

(13) The fumaronitrile complexes **7** and **8** as well as **10** are obtained as mixtures of diastereomers (approximately 1:1) due to coordination of the enantiotopic faces of fumaronitrile to the asymmetric complex fragments $\text{Cl}(\text{CO})(\text{py})(\text{L})\text{W}\equiv\text{CR}$ in **7** and **8** ($\text{L} = \text{Cl}^-$) as well as **10** ($\text{L} = \text{py}$).

(14) **9**: IR (cm^{-1} , CH_2Cl_2) ν_{CO} 2044 (s), $\nu_{\text{C}=\text{O}}$ 1806 (s), 1738 (s); ¹H NMR (ppm, CDCl_3) 4.42 (d), 3.19 (d) ($J = 5.3$ Hz) (CH=CH); ¹³C NMR (ppm, CDCl_3) 268.0 (CPh), 207.1 (CO), 175.3, 173.4 (C=O), 55.4 (d, $J_{\text{CH}} = 180$ Hz), 51.8 (d, $J_{\text{CH}} = 177$ Hz) (C=C). **10**: Two diastereomers; IR (cm^{-1} , CH_2Cl_2) ν_{CN} 2218 (m), ν_{CO} 2049 (s); ¹H NMR (ppm, CDCl_3) 3.41 (d), 3.32 (d) ($J = 9.2$ Hz), 3.36 (d), 2.39 ($J = 9.2$ Hz) (CH=CH); ¹³C NMR (ppm, CDCl_3) 264.7, 264.3 (CPh), 208.2, 206.7 (CO), 35.4, 33.7, 32.6, 30.0 (C=C).

(15) $\text{Cl}(\text{CO})(\text{maleic anhydride})(\text{py})_2\text{W}\equiv\text{CPh}$ (**9**, monoclinic, $P2_1/n$, $a = 11.522$ Å (2), $b = 16.026$ (3) Å, $c = 11.680$ (2) Å, $\beta = 102.97$ (1)°, $V = 2101.7$ (6) Å³, $Z = 4$, $\mu(\text{Mo K}\alpha) = 59.8$ cm^{-1} , $\rho(\text{calcd}) = 1.87$ g cm^{-3} , $T = 23$ °C. Of 4045 absorption corrected reflections collected, $4^\circ \geq 2\theta \geq 50^\circ$, 3698 were unique and 3218 with $F_o \geq 3\sigma(F_o)$ were used in the solution (heavy atom) and refinement (blocked cascade) of the structure. All non-hydrogen atoms anisotropic, hydrogen atoms idealized. $R_F = 3.28\%$; $R_{wF} = 3.56\%$; GOF = 1.51; highest peak, final difference map, 0.98 e Å⁻³ (1.01 Å from W).

(16) Huttner, G.; Frank, A.; Fischer, E. O. *Isr. J. Chem.* **1976/1977**, *15*, 133–142.

(17) Orthogonal bonding arrangement of an alkene and a metal–carbon triple bond was also observed in $\text{W}(\text{CAl}_2\text{Me}_4\text{Cl})(\text{PMe}_3)_2(\text{CH}_3)(\text{C}_2\text{H}_4)$. Churchill, M. R.; Wasserman, H. J. *Inorg. Chem.* **1981**, *20*, 4119–4123.

(18) Unpublished observations.

(1) The synthesis of (\pm)-mesembrine has been described by a number of laboratories: Kochhar, K. S.; Pinnick, H. W. *Tetrahedron Lett.* **1983**, *24*, 4785. A complete bibliography for previous syntheses is given therein.

(2) Otani, G.; Yamada, S.-I. *Chem. Pharm. Bull.* **1973**, *21*, 2130.

(3) Takano, S.; Imamura, Y.; Ogasawara, K. *Tetrahedron Lett.* **1981**, *22*, 4479.

(4) Meyers, A. I.; Harre, M.; Garland, R. J. *Am. Chem. Soc.* **1984**, *106*, 1146.

(5) Meyers, A. I.; Wanner, K. T. *Tetrahedron Lett.* **1985**, *26*, 2047.

(6) Stowell, J. C.; King, B. T.; Hauck, H. F., Jr. *J. Org. Chem.* **1983**, *48*, 5381.